

Promoting an open learning hub for sharing the pleasures of knowledge & Culture

Annual Report

2022-2023



Government City College, Chattogram

Preface

Government City College, Chattogram, one of the reputed educational institutions, attempts to facilitate quality education through the inclusion of ICT based learning and infrastructural development.

The Annual Report 2022-23 is prepared primarily for students, faculty members, administrators, and advisors, as well as the general public. It clearly outlines the work undertaken by the college to accomplish its goals and objectives. As part of education policy, the college is committed to provide quality education that equips students with values, skills and intellectual discipline for enabling them to participate, achieve and compete in a global work place. It also contributes to the society through pursuit, dissemination and application of knowledge.

Govt. City College proved its capability for attending classes online during pandemic. This college promotes distance learning and blended learning that motivate the students to be active, regular and vibrant in classes. However, the best is yet to come. The college looks forward to helping the students think critically and make the best use of the barrage of information in connection with the 21st - century skills. We do hope the Annual Report will fulfil the need of all parties concerned.

Contents

Introduction:	1
Chapter 1	
Overview of the college (Institutional and Academic)	
2.1 Teaching Structure	2
2.2 List of Departments & Other Academic Programs	4
2.3 Key Academic Statistics	5
2.4 Infrastructure & facility profile	7
Chapter 2	
Highlights of the year	
3.1 Key Achievement & Highlights of the year	9
3.2 Key Achievement & Highlights of the year of the department	9
3.3 Highlight of Student Activity of the year	9
3.4 Key Achievement and Highlights of the year of Institutional Development Grant	9
Chapter 3	
Teacher Development	
4.1 Over View of Teaching Force of the college Number of Teachers by subject & by gender	10
4.2 Teacher Professional Development	11
4.3 Highlights of Teacher Development Activities	11
Chapter 4	
Budget and Finance	
5.1 Annual Budget & Expenditure	12
5.2 Annual Revenue	13
5.3 Status of Annual Audit	13
Chapter 5	
Concluding Remarks	
6.1 Overall Assessment	17
6.2 Key Challenges & Risks	17
6.3 Recommendations	17

Govt. City College, Chattogram
Institutional Annual Report
Year: 2022-2023

Introduction:

Govt. City College, Chattogram is one of the reputed educational institutions of our country. It is situated at the very center of Chattogram Port City. New Market Square, the zero point of the city, is approximately at a two-minute walking distance from the main campus of the college. The establishment of this college was the materialization of a noble initiative taken by some philanthropists of this region. Among them the names of posthumously Ekushey Padak winner Professor Ashab Uddin Ahmed, industrialist Badsha Mia Chowdhury, and Ali Mohammad Master are worth-mentioning. City College started its journey as a night college to facilitate the job holders in continuing their studies. On 1st July 1957, day shift was launched. The college was nationalized in 1978. A unique feature of this institution is that it is a two-shift college that maintains co-education. Apart from enrolling students for HSC and Degree (Pass) classes, it offers Honours and Master's courses under 15 departments.

The total land area of the college is 4.64 acres including the 2.06 acres area of the main campus.

Vision: Through quality education, creating skilled and smart human resources inspired by human values and the spirit of the Liberation War.

Mission: Making proper use of all learning tools to impart quality education, implementing curricular and co-curricular activities successfully, ensuring the regular attendance of teachers and students, monitoring the academic standards effectively and fostering the active participation of the teachers and students in social services.

Founded as an institution of the highest order it will help to meet the greatest challenges of the 21st century. Our effort is to create a congenial atmosphere on the campus by building up a friendly teacher-student relationship to share the delights of knowledge & culture. This institution aims to fulfill the academic & professional passions by creating innovative connections among education, science, humanities, social science & business administration for the empowerment of the students.

The annual report will help to communicate information in hopes of building accountability and trustworthiness with our parties concerned. This Report contains-

Chapter 1: Overview of the college (Institutional and Academic)

Chapter 2: Highlights of the year

Chapter 3: Teacher Development

Chapter 4: Budget and Finance

Chapter 5: Concluding Remarks

Chapter 1

Overview of the college (Institutional and Academic)

2.1 Teaching Structure:

Principal: Professor Dr. Sudeepa Dutta

Vice-Principal: Professor Abu Md. Mehdi Hassan

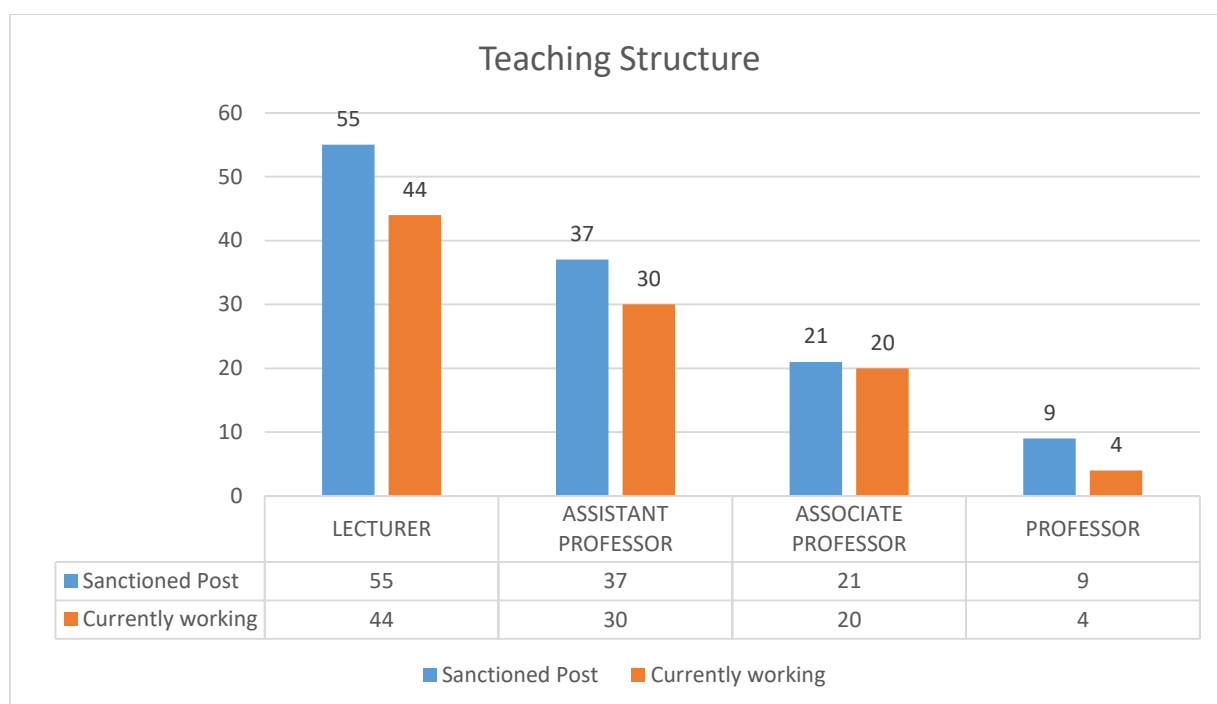
Department wise Teaching Structure:

Sl. No.	Subjects	No. of Sanctioned Posts	No. of Teachers				
			Lecturer	Assistant Professor	Associate Professor	Professor	Total
1	Bangla	13	5	2	2	0	9
2	English	12	5	1	1	0	7
3	Economics	12	5	4	2	0	11
4	Political Science	10	3	2	2	0	7
5	Islamic History And Culture	10	4	2	2	1	9
6	Philosophy	6	3	2	1	0	6
7	Arabic And Islamic Study	5	2	2	0	0	4
8	Psychology	4	1	1	0	0	2
9	Management	11	4	3	2	1	10
10	Accounting	11	3	3	2	1	9
11	Physics	7	2	2	1	1	6
12	Chemistry	7	2	2	1	0	5
13	Mathematics	5	1	2	1	0	4
14	Botany	4	2	1	1	0	4
15	Zoology	4	1	1	1	0	3
16	ICT	1	1	0	0	0	1
	Total =	122	44	30	20	4	97

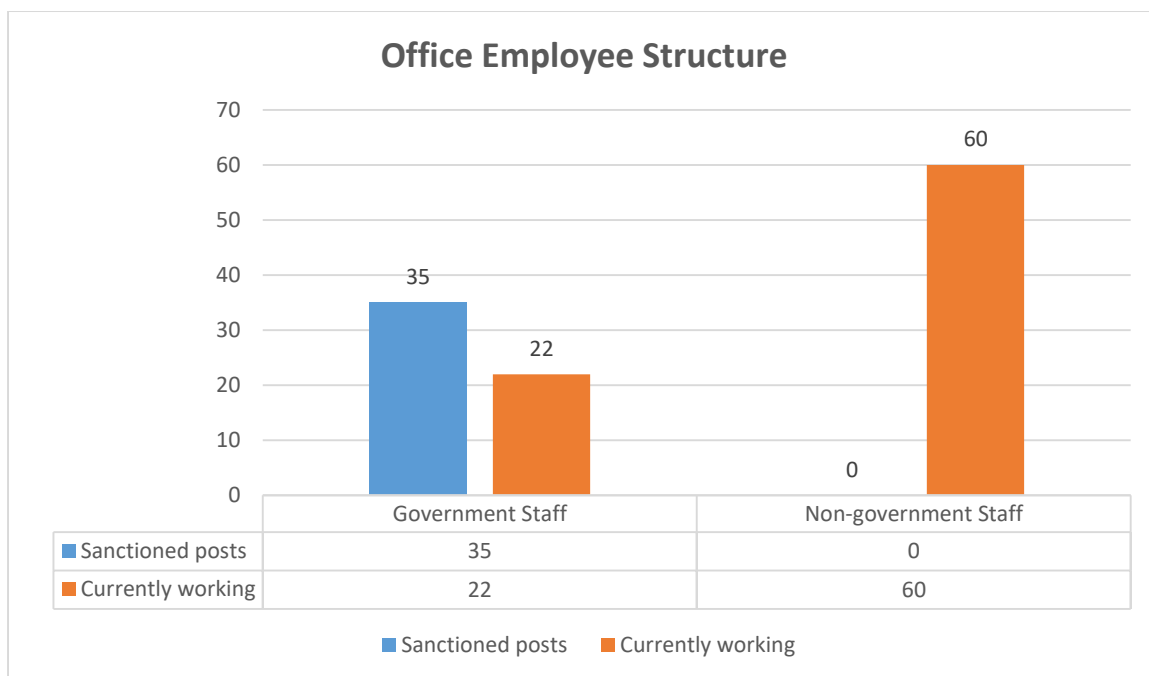
Office Employee Structure:

Sl. No.	Staff	Government		Non-Government
		Sanctioned posts	Currently working	
1.	Librarian	1	1	--
2.	Physical Education Teacher	1	1	--
3.	Demonstrator	4	2	--
4.	Asstt. Librarian-cum-Cataloguer	1	0	--
5.	Head Assistant	1	1	--
6.	Accountant	1	1	--
7.	Office Assistant-cum-Computer Operator	1	1	--
8.	Accounts Assistant	2	2	--
9.	Cashier	1	0	--

Sl. No.	Staff	Government		Non-Government
		Sanctioned posts	Currently working	
10.	Store Keeper	1	1	--
11.	Mechanic-cum-Electrician	1	1	--
12.	Skilled Bearer for Laboratory	4	3	--
13.	Cash Sarker	1	1	--
14.	Book Sorter-cum-Bearer	1	1	--
15.	Officec Sohaiok (Icludding Daftry/Night Guard/Mali)	11	3 (Officec Sohaiok)	--
			1 (Night Guard)	--
16.	Sweeper	1	1	--
17.	Other (Officec Sohaiak)	1	1	--
18.	Web Lab Assistant	--	--	1
19.	Computer Operator	--	--	2
20.	Typist	--	--	1
21.	Driver	--	--	1
22.	Officec Sohaiok	--	--	29
23.	Security guard	--	--	14
24.	Cook	--	--	1
25.	Assistant Cook	--	--	1
26.	Sweeper	--	--	10
Total =		35	22	60



Number of sanctioned post of teachers is 122 out of which 25 posts are vacant. The number of lecturers is more in vacant posts. New post should be created & vacant post should be filled up with teachers to ensure quality education.



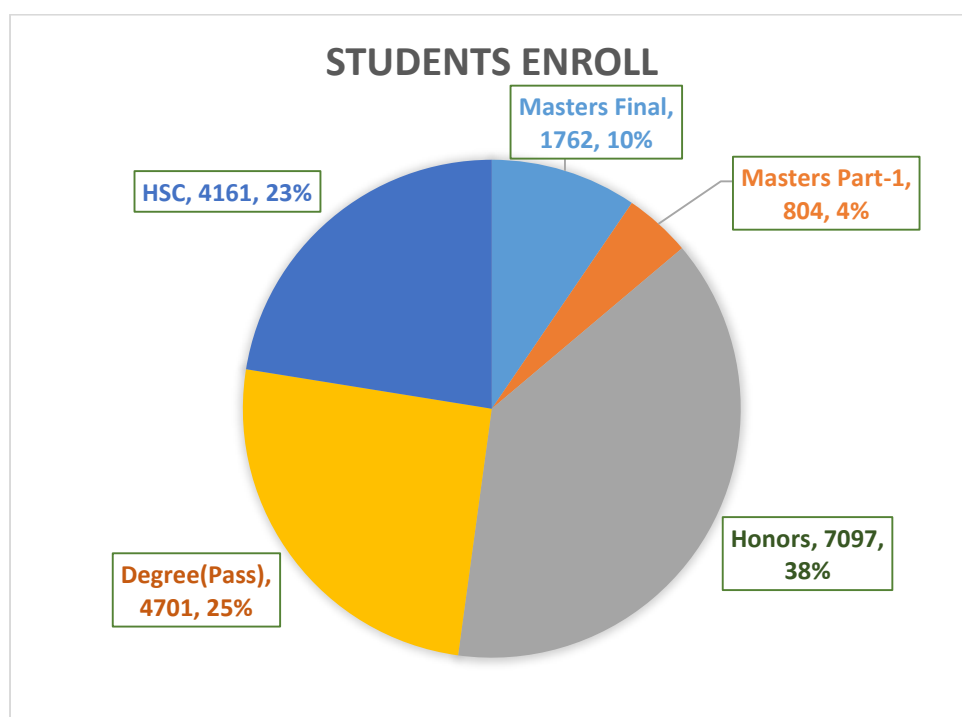
Sanctioned post of office employee is 35, but currently working 22 person. Due to shortage in government office employee, non-government employee had to be recruited and now the number of non-government staff is 60. Government office employee should be employed to reduce the office cost from non-government staff fund.

2.2 List of Departments & Other Academic Programs:

SL No	Name of the Department	Students Enroll							Number of Teachers
		Hons. 1st	Hons. 2nd	Hons. 3rd	Hons. 4th	Master's Part-1	Master's Final	Total	
1.	Bangla	173	125	112	99		54	563	--
2.	English	200	98	122	93		94	607	--
3.	Economics	195	138	142	108	166	219	968	--
4.	Political Science	144	113	96	76		95	524	--
5.	Islamic History And Culture	194	130	121	84	181	142	852	--
6.	Philosophy	109	84	75	62		78	408	--
7.	Arabic And Islamic Study	116	77	67	52		47	359	--
8.	Psychology	114	60	72	69		63	378	--
9.	Management	209	156	158	140	273	389	1325	--
10.	Accounting	206	145	168	159	184	231	1093	--
11.	Physics	148	59	87	86		57	437	--
12.	Chemistry	149	80	101	103		53	486	--
13.	Mathematics	200	110	133	135		113	691	--
14.	Botany	137	96	82	92		58	465	--
15.	Zoology	148	81	106	103		69	507	--
16.	ICT	00	00	00	00			0	--
	Total =	2442	1552	1642	1461	804	1762	9663	--

Other Academic Programs:

SL No	Group	Deg 1st	Deg 2nd	Deg 3rd	HSC 1st Year	HSC 2nd Year	Total
1.	BA (Pass)	569	419	368			
2.	BSS (Pass)	643	416	371			
3.	BBS (Pass)	592	402	414			
4.	BSc (Pass)	211	146	150			
5.	Science				660	660	
6.	Humanities				722	653	
7.	Business Studies				744	722	
	Total	2015	1383	1303	2126	2035	

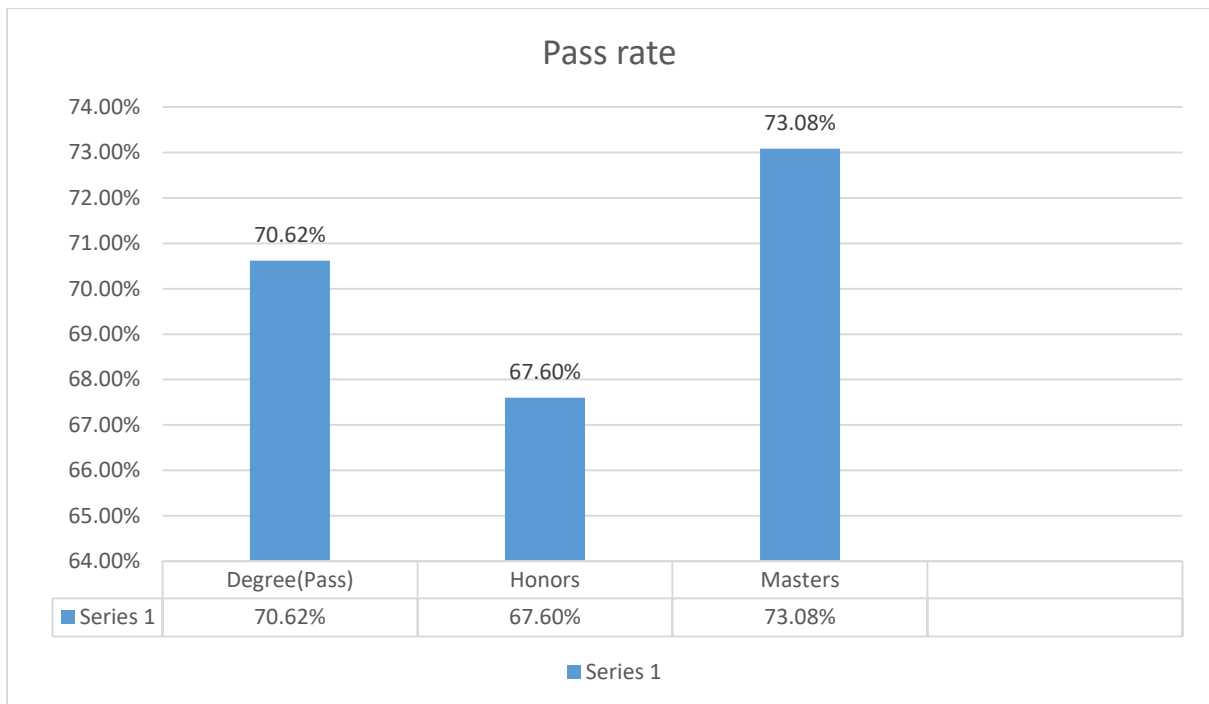


Course	Students Enroll
Masters Final	1762
Masters Part-1	804
Honors	7097
Degree(Pass)	4701
HSC	4161
Total	18525

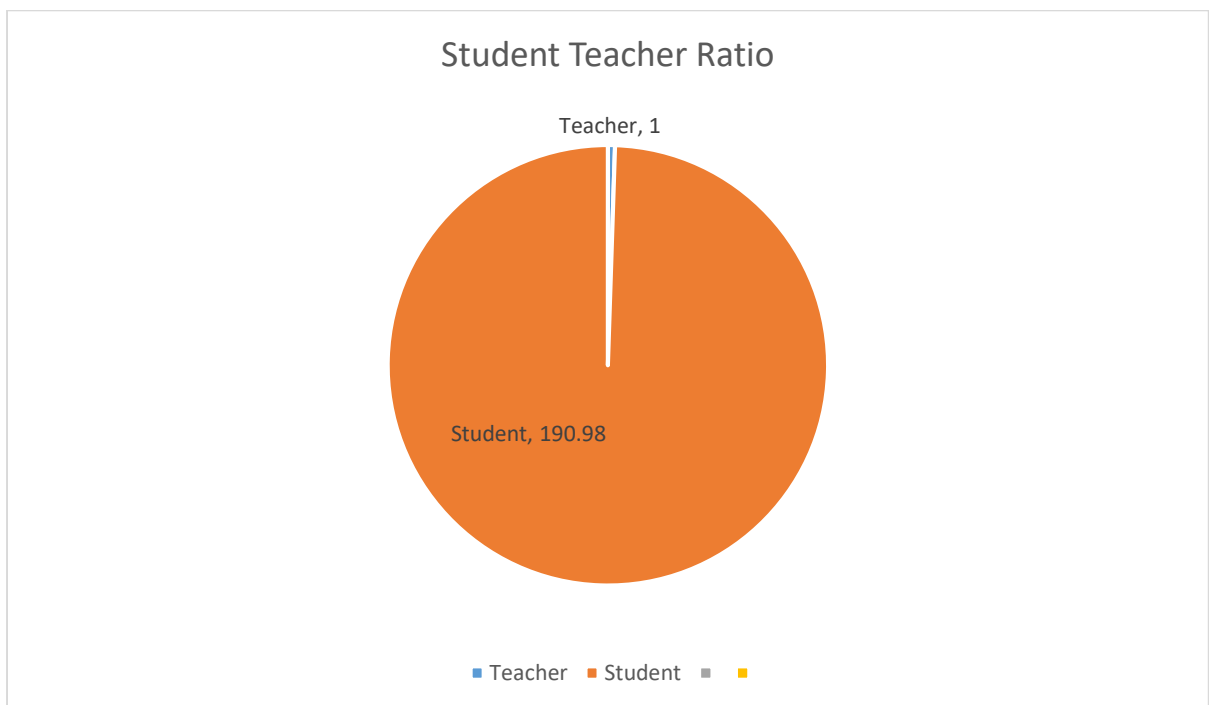
We have out of Total 16 Departments 15 Departments are running Honors & Masters courses along with Degree (Pass) & HSC courses and 01 Department Conduct only HSC course. Total Number of Students are 18,525.

2.3 Key Academic Statistics:

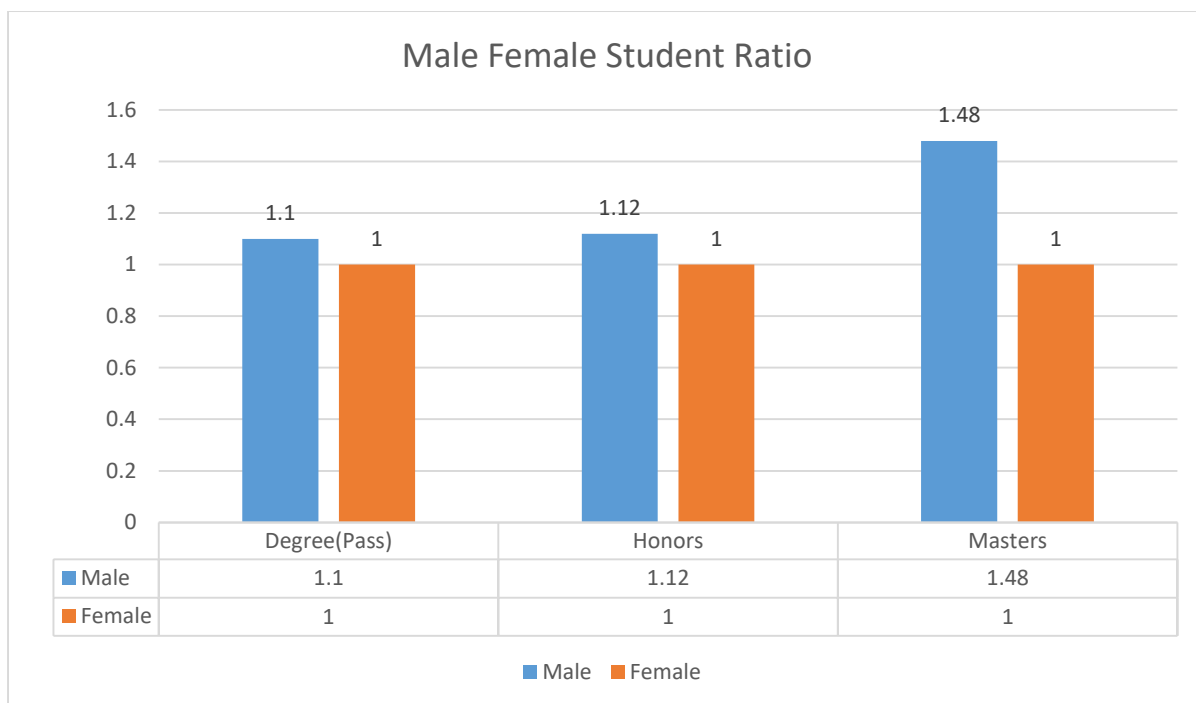
Particulars	Pass (2020 Last Result)	Honours (2021 Last Result)	Masters (2020 Last Result)
Pass rate	70.62%	67.60%	73.08%
Student Teacher Ratio	190.98:1		
Male Female Student Ratio	1.10 : 1	1.12 : 1	1.48 : 1
Scholarship Recipient	248	129	89



70.62% of Degree(Pass), 67.60% of Honors & 73.08% of Masters students passed in the last published results. Though passing out rate of Honours courses has declined but overall passing out rate is satisfactory considering national situation.



The student teacher ratio is too high which is 190.98:1. New Posts should be created & vacant post should be filled-up with teachers to ensure quality education.



Male Female Ratio is satisfactory and the average male female ratio is 1.26:1.

2.4 Infrastructure & facility profile:

Information about physical facilities of the college

Sl. No.	Particulars	Number
1.	The number of rooms devoted to administration, including Principal's Office	05
2.	The number of classrooms	60
3.	The number of science laboratories	04
4.	The number of computer laboratories	01
5.	The number of libraries	01
6.	The number of hostel buildings for girls	02
7.	Hostel capacity for girls	240 Seats
8.	Number of washrooms/toilets in the college	53
9.	The number of washrooms/toilets for girls	05
10.	Number of functional Computers for students	40
11.	Number of functional Computers for administrators and teachers	25
12.	Number of Printers	18
13.	Number of Photocopiers	02
14.	Number of Multimedia Projectors	25
15.	Approximate number of functional science laboratory equipment	2520

Information about internet connectivity of the college

Sl. No.	Particulars	
1.	Availability of Internet access for teachers [Yes/No]	Yes
2.	Availability of Internet access for students [Yes/No]	Yes
3.	Capacity of Internet connectivity [in Mbps]	100 Mbps
4.	Coverage of Internet on campus [only in computer labs / computer labs and classrooms / Wi-Fi for anywhere in campus]	Full College Campus
5.	Name of Internet service Provider	BTCL, BdREN
6.	Monthly service charge for Internet	18,000/-
7.	Source of funding for monthly Internet service charge	CEDP, IDG & ICT fund

Facilities in classroom have been increased but number of classroom is still insufficient for 18,525 students. There is no hostel facilities for boys, but 02 hostel buildings only for 240 female students. The entire college campus is covered by WIFI network. The sanitation facilities for boys and girls are satisfactory.

Chapter 2

Highlights of the year

3.1 Key Achievement & Highlights of the year:

1. The number of Digital Class content has been increased remarkably.
2. Computer & Online efficiency of the teachers have been increased considerably.
3. Cultural and debate competitions have been arranged during the year.
4. Indoor and outdoor sports arranged successfully.
5. Almost every department (15) organized Seminar/Workshop during the year.
6. Safe drinking water ensured for all.
7. Publication of Journal.
8. Publication of cololoege magazine.
9. WiFi facilities ensured for all beneficiaries of the college.

3.2 Key Achievement & Highlights of the year of the department:

1. Institutional Self Assesment conducted successfully to ensure quality education.
2. Multimedia Facilities are ensured in all classrooms andlab
3. Online Classes were taken throughout the year through digital platform.
4. Departmental Facebook groups were successfully maintained to communicate with students & teachers.

3.3 Highlight of Student Activity of the year:

1. A notable number of students participated in digital Platform.
2. Career Club is being run successfully with spontaneous participation of students through out the year.
3. In-Door and Out-Door sports competitions have successfuyly completed.
4. Students participoated spontaniously in the activities of national days.

3.4 Key Achievement and Highlights of the year of Institutional Development Grant:

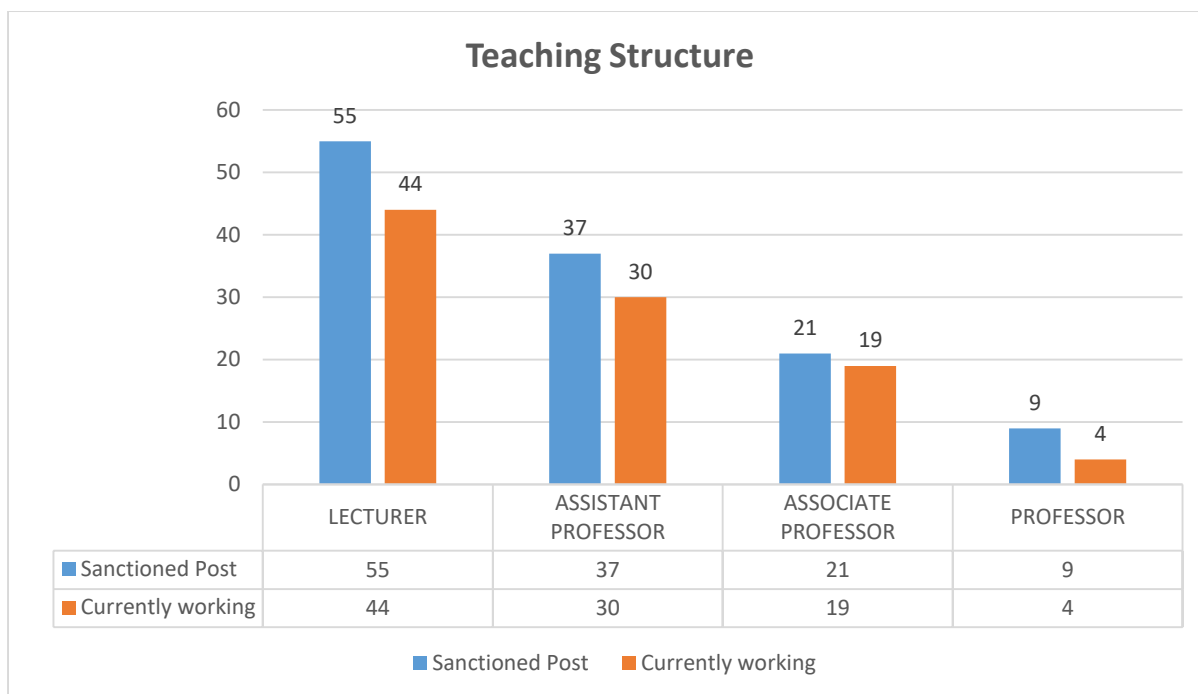
1. Purchase of Furniture & Fixtures for Department Seminar Classroom Science Lab ICT Lab & Internet Corner succesfully completed.
2. Supply of 09 laptop, 05 Smart Board and 04 multimedia projector completed.
3. Power Generator purchased from IDG Sub Project for whole campus electricity beckup.
4. Lift with generator has been installed in Academic Bulding-01.

Chapter 3

Teacher Development

4.1 Over View of Teaching Force of the college Number of Teachers by subject & by gender

S L N o.	Subject	LECTURER			ASSISTANT PROFESSOR			ASSOCIATE PROFESSOR			PROFESSOR			Total			Male	Female	Educational Qualification
		Sanctioned	working	Vacant	Sanctioned	working	Vacant	Sanctioned	working	Vacant	Sanctioned	working	Vacant	Sanctioned	working	Vacant			
1	Bangla	6	5	1	4	2	2	2	2	0	1	0	1	13	9	4	6	3	Masters
2	English	5	5	0	4	1	3	2	1	1	1	0	1	12	7	5	3	4	Masters
3	Economics	5	5	0	4	4	0	2	2	0	1	0	1	12	11	1	8	3	Masters
4	Political Science	4	3	1	3	2	1	2	2	0	1	0	1	10	7	3	6	1	Masters
5	Islamic History And Culture	4	4	0	3	2	1	2	2	0	1	1	0	10	9	1	9	0	Masters
6	Philosophy	3	3	0	2	2	0	1	1	0	0	0	0	6	6	0	2	4	Masters
7	Arabic And Islamic Study	3	2	1	2	2	0	0	0	0	0	0	0	5	4	1	3	1	Masters
8	Psychology	2	1	1	1	1	0	1	0	1	0	0	0	4	2	2	2	0	Masters
9	Management	5	4	1	3	3	0	2	2	0	1	1	0	11	10	1	7	3	Masters
10	Accounting	5	3	2	3	3	0	2	2	0	1	1	0	11	9	2	7	2	Masters
11	Physics	3	2	1	2	2	0	1	1	0	1	1	0	7	6	1	2	4	Masters
12	Chemistry	3	2	1	2	2	0	1	1	0	1	0	1	7	5	2	4	1	Masters
13	Mathematics	2	1	1	2	2	0	1	1	0	0	0	0	5	4	1	4	0	Masters
14	Botany	2	2	0	1	1	0	1	1	0	0	0	0	4	4	0	0	4	Masters
15	Zoology	2	1	1	1	1	0	1	1	0	0	0	0	4	3	1	2	1	Masters
16	ICT	1	1	0	0	0	0	0	0	0	0	0	0	1	1	0	1	0	Masters
	Total	55	44	11	37	30	7	21	19	2	9	4	5	122	97	25	66	31	



25 vacant posts should be filled up with teachers & new post should be created to ensure quality education.

4.2 Teacher Professional Development

54 teachers participated in various training courses on administrative and quality of education organized by various government organizations.

4.3 Highlights of Teacher Development Activities:

SL No	Course	Offered By	Number of Participant
1.	Teacher's Training Course of CEDP	CEDP, NU	25
2.	ASD & NDD Training	NAAND	12
3.	Foundation Training Course	NAEM	07
4.	Other Training		10

Chapter 4

Budget and Finance

5.1 Annual Budget & Expenditure

Economic Code	Description	2022-23 Fiscal Year Sanctioned Amount	2022-23 Fiscal Year Expenditure Amount
31	Repayment of employees		
3111101	Officers Basic Salary	5,33,76,000/-	5,33,24,800/-
3111201	Staffs Basic Salary	42,67,000/-	41,50,200/-
3111301	Liability allowance	18,000/-	18,000/-
3111302	Travel allowance	59,000/-	58,500/-
3111306	Education allowance	7,14,000/-	6,98,400/-
3111310	House rent allowance	2,38,88,000/-	2,38,31,800/-
3111311	Medical allowance	19,40,000/-	19,19,400/-
3111312	Mobile allowance	108,000/-	1,08,000/-
3111314	Tiffin allowance	40,000/-	39,200/-
3111316	Bleaching allowance	15,000/-	14,800/-
3111325	Festival Allowance	1,28,59,000/-	98,83,800/-
3111328	Rest and recreation allowance	11,67,000/-	11,66,400/-
3111335	Bengali New Year Allowance	10,57,000/-	10,21,300/-
	Goods & Services (Administrative)		
3211106	Entertainment expenses	30,000/-	30,000/-
3211113	Electricity	9,00,000/-	8,94,822/-
3211115	Water	70,000/-	34,941/-
3211117	Internet/Telex/Fax	1,20,000/-	1,20,000/-
3211120	Telephone	20,000/-	17,900/-
3211127	Books & Journals	1,50,000/-	1,50,000/-
3243102	Gas & Fuel	50,000/-	37,828/-
3244101	Travel allowance	2,00,000/-	1,98,712/-
3255101	Computer materials (printing and stationaries)	1,00,000/-	1,00,000/-
3255105	Other Stationaries (printing and stationaries)	1,00,000/-	1,00,000/-
3256102	Chemicals	2,50,000/-	2,49,930/-
3256103	Consumable Goods	1,20,000/-	1,20,000/-
3256106	Clothing (raw material)	1,00,000/-	1,00,000/-
3256107	Sporting goods	50,000/-	50,000/-
3258103	Computers (repair and maintenance)	1,00,000/-	1,00,000/-
38	Other expenses		
3821102	Land development tax	20,000/-	-----
3821103	Municipal tax	20,00,000/-	19,99,848/-
41	Financial assets (capital expenditure)		
4112202	Computers and accessories		
4112306	Research equipment	4,00,000/-	3,99,996/-
4112310	Office equipment		
4112312	Education and teaching materials	1,50,000/-	1,50,000/-

5.2 Annual Revenue

Class	Number of Student	Tuition Fee	Admission Fee	Others	Total
HSC 1st Year	2126	3,82,680/-	42,520/-	53,05,914/-	57,31,114/-
HSC 2nd Year	2035	4,74,720/-		49,46,560/-	54,21,280/-
Degree (pass) 1st Year	2015	6,04,500/-	50,375/-	32,58,255/-	39,13,130/-
Degree (Pass) 2nd Year	1383	4,14,900/-		24,91,136/-	29,06,036/-
Degree (pass) 3rd Year	1303	3,90,900/-		23,48,006/-	27,38,906/-
Hons 1st Year	2471	7,41,300/-	61,775/-	1,06,91,567/-	1,14,94,642/-
Hons 2nd Year	1552	4,59,900/-	475/-	26,16,224/-	30,76,599/-
Hons 3rd Year	1642	4,92,600/-		27,72,754/-	32,65,354/-
Hons 4th Year	1461	4,38,300/-		26,22,082/-	30,60,382/-
Masters Part-1	804	2,89,440/-	24,120/-	24,90,678/-	28,04,238/-
Masters Final	1762	6,34,320/-	52,860/-	29,81,304/-	36,68,484/-
Total =	18554	53,23,560/-	76,980/-	4,25,24,480/-	4,80,80,165/-

#**Other income includes** Student Parliament (Day), Student Parliament (Night), Literature and culture, Sports (Outdoor), Magazine, Rover Scouts, BNCC, Ranger Guide, Red Crescent, Laboratory development, Library, ICT, Science Club, Identity Card, Examination Fee, Sports (Indoor), Poor Fund, Master Roll Staff, Study Tour, Medical Fund, Mosque, Management Fee, Development Fund, Miscellaneous Fund, Religious funds, Affiliation Fund

5.3 Status of Annual Audit

- Internal Audit :

Internal Audit for the year 2022-2023 has been conducted by the Internal Audit Committee of the college. Internal Audit Committee-

1. Mr. MD. AMIRUL ANOWER CHOWDHURY----- Convener
Professor, Management
2. Mr. MOHAMMAD IQBAL HOSSAIN----- Member
Assistant Professor, Accounting
3. Mr. MOHAMMAD ZIAUL AZIM CHOUWDHARY----- Member
Assistant Professor, Accounting
4. Mr. ABDUL MANNAN----- Member
Assistant Professor, Mathematics
5. Mr. MD. SHAHIDUL ISLAM----- Member
Lecturer, Accounting
6. Secretary----- Member
Teacher's Council
7. Secretary----- Member
Teacher's Club

External Audit :

External Audit for the year 2017-2018 was performed by Local and Revenue Audit Directorate. Audit Team & Audit Findings are given bellow.

সরকারি সিটি কলেজ, চট্টগ্রাম।

অডিট ইন্সপেকশন রিপোর্ট

অডিটের সন : ২০১৮-১৯ থেকে ২০১৯-২০

অডিট টীম :

জনাব খান মোঃ মাজেদুল হক
এস.এ.এস সুপার

জনাব মোঃ আখতারুজ্জামান
অডিটর

স্থানীয় ও রাজস্ব অডিট অধিদপ্তর
অডিট কমপ্লেক্স (৫ম ও ৬ষ্ঠ তলা)
সেগুনবাগিচা, ঢাকা-১০০০

অডিট পরিদর্শন প্রতিবেদন (Audit Inspection Report)

অনুচ্ছেদ ভিত্তিক বিস্তারিত বিবরণ

নিরীক্ষিত প্রতিষ্ঠানের নাম : সরকারি সিটি কলেজ, চট্টগ্রাম।

নিরীক্ষার সন : ২০১৮-১৯ থেকে ২০১৯-২০ খ্রি.

স্থানীয় ও রাজস্ব অডিট অধিদপ্তর
অডিট কমপ্লেক্স (৫ম ও ৬ষ্ঠ তলা)
সেগুনবাগিচা, ঢাকা-১০০০

সরকারি সিটি কলেজ, চট্টগ্রাম।

নিরীক্ষার সন : ২০১৮-১৯ থেকে ২০১৯-২০ খ্রি.

অডিট ফাইন্ডিংস

কোয়েরী নং	আপত্তির শিরোনাম	জড়িত টাকা
০১	শিক্ষার্থীদের নিকট হতে পরীক্ষা খাতে আদায়কৃত অর্থের সরকারি অংশ সরকারি কোষাগারে জমা না করায় আর্থিক ক্ষতি।	১,৬০,৮৮৫/-
০২	অধ্যক্ষ ও উপাধ্যক্ষ কর্তৃক প্রাপ্যতার অতিরিক্ত সম্মানী গ্রহণ।	৩১,৩৪৩/-
০৩	সরবরাহকারীর প্রদত্ত বিল হতে নির্ধারিত হার অপেক্ষা কম হারে ভ্যাট কর্তন করায় রাজস্ব ক্ষতি	১,৭০,৬২৪/-
০৪	২০২০ সালের উচ্চ মাধ্যমিক পরীক্ষা অনুষ্ঠিত না হওয়ায় ফরম পূরণের কেন্দ্র ফি এর টাকা ফেরত প্রদান না করে ব্যাংক হিসাবে জমা রাখা।	১১,৯৯,৮৩৫/-
০৫	সরবরাহকারীর নিকট হতে আয়কর বাবদ টাকা কর্তন না করায় সরকারের রাজস্ব ক্ষতি	৬০,৮৭৬/-
০৬	অনিয়মিতভাবে ওপেন টেন্ডার এড়ানোর উদ্দেশ্যে খন্ড খন্ড করে আর এফ কিউ করে আসবাবপত্র মালামাল ক্রয়।	৩,৯২,৩০০/-
০৭	অনিয়মিতভাবে উন্নয়নমূলক খাত হতে জ্বালানী ক্রয় বাবদ ব্যয়।	১,৭০,০৭৯/-
০৮	অনার্স ১ম বর্ষ ২০১৯ এর ওরিয়েন্টেশন প্রোগ্রাম ও এইচএসসি ২০১৯ এর প্রস্তুতি সভার ব্যয় মিটানোর জন্য অনিয়মিতভাবে বিবিধ খাত হতে পরিশোধ	১,০৪,৪০৫/-
০৯	ক্রয়কৃত মালামালের মজুত ও বিতরণের হিসাব ষ্টক রেজিস্টারে না পাওয়া	১,৯৭,০০০/-
১০	ডেডষ্টক রেজিস্টার সংরক্ষন না করে আসবাবপত্র মেরামত বাবদ ব্যয়।	২,০০,০০০/-
১১	অনিয়মিতভাবে কাজের ক্ষেত্র উল্লেখ না করেই বিল পরিশোধ।	৭৫,১৮৩/-

খান মোঃ মাজেদুল হক
এস এ এস সুপার
শিক্ষা, সংস্কৃতি ও ধর্ম বিষয়ক অডিট অধিদপ্তর
অডিট কমপ্লেক্স, সেগুনবাগিচা, ঢাকা-১০০০।

Chapter 5

Concluding Remarks

6.1 Overall Assessment

Passing out rate of Honours courses has declined but overall passing out rate is satisfactory considering national situation. The number of digital contents and the number of sessions conducted by digital content has also been increased. The use of the internet by teachers and students has been remarkably increased which is a good sign of quality education. Facilities & Infrastructure of the college improved during the year. Participation of students in co-curricular activities is satisfactory. Institutional Self Assessment conducted successfully, Established internet facilities for all beneficiary

Key Target:


1. Escalating the passing rate of the students.
2. Increasing the number of users of Library & Seminar.
3. Promoting professional training facilities for teachers .
4. Establish a smart Information center
5. Providing support for physical and mental health

6.2 Key Challenges & Risks:

1. The Student-Teacher ratio is very high which is hindering educational activities.
2. Establishment of industrial linkage is hard as conquering mountains.
3. Maintenance IT and scientific instruments is too expensive.
4. Number of classroom is limited.

6.3 Recommendations:

1. The Student-Teacher ratio should be justified by creating new posts for teachers.
2. Financial assistance should be provided to poor students to continue their education.
3. Courses should be designed according to the needs of the industry and the nation as a whole.
4. Fund should be raised and policy should be formulated by the authority for repair and maintenance work of IT and scientific instruments.


Professor Dr. Sudeepa Dutta
ID No. 004324
Principal
Govt. City College, Chattogram.

ANNEXES

Activities (2022-2023)



Deputy Minister for Education tributes to the Father of the Nation



Presentation of Regional Workshop on IDG Awarded Colleges: Progress, Achievement and Re-assessment



Regional Workshop on IDG Awarded Colleges: Progress, Achievement and Re-assessment



Opinion Exchange Program with Director General



Honoring Freedom Fighters on Victory Day 2022



Observance of Victory Day 2022



Prize Giving Ceremony on Victory Day 2022



Honoring Freedom Fighters on Genocide Day 2023



Tree Plantation on College Campus



Dr. Alak Paul (keynote speaker) Addressing at a Seminar



External Peer Review on ISA



External Peer Review on ISA



External Peer Review on ISA



Workshop on Preparing Post Self-Assessment Improvement Plan (PSAIP)



Workshop on Preparing Post Self-Assessment Improvement Plan (PSAIP)



Workshop on Preparing Post Self-Assessment Improvement Plan (PSAIP)